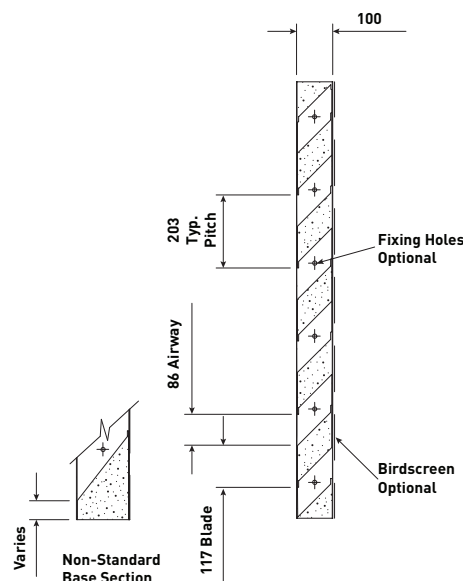
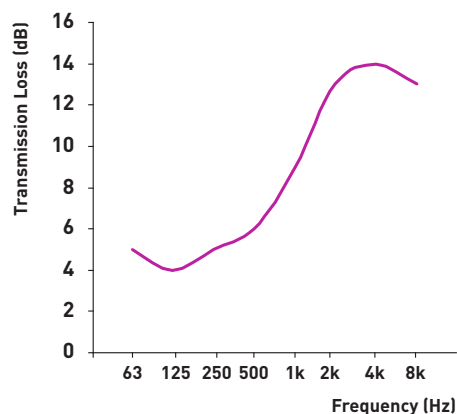


Weight 20kg/m<sup>2</sup>  
 Module Width 300 - 1800mm  
 Standard Module Height 400mm minimum,  
 (increasing increments of 203mm)  
 Intermediate heights are available



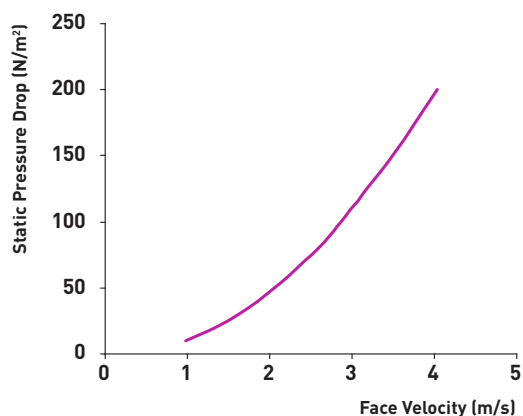
### Acoustic Performance

Octave Band Centre Frequency (Hz)	63	125	250	500	1k	2k	4k	8k
Transmission Loss (dB)	5	4	5	6	9	13	14	13
Acoustic Rating	R <sub>w</sub> 10dB / D <sub>new</sub> 16dB							
For noise reduction, add 6dB to the above values								



### Aerodynamic Performance

Static Pressure Drop (N/m <sup>2</sup> )	10	20	30	40	50	60	70	80	90	100
Face Velocity (m/s)	0.92	1.30	1.59	1.84	2.05	2.25	2.43	2.61	2.76	2.90
Nominal Free Area	42%* * Average over louvre depth									
Cd	0.225									



### Acoustic Louvred Doors

- Single and double doors are available in the SL-100 louvre range
- See page 24 for further details