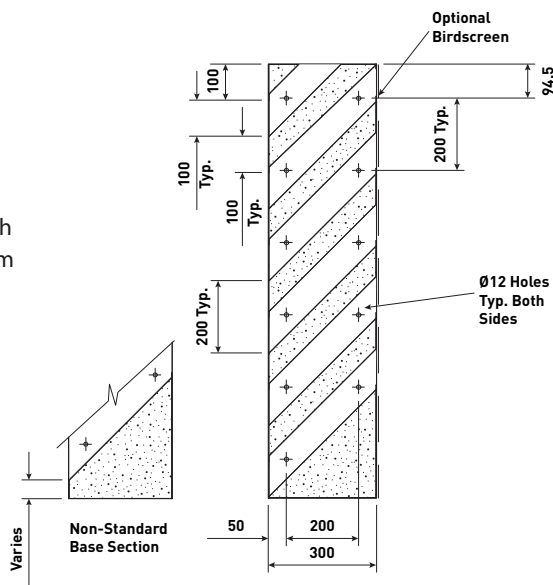
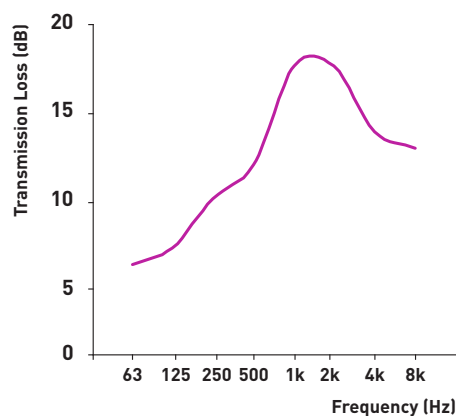


Weight 50kg/m² Module Width 300 - 1800mm
 Standard Module Height 600mm minimum, (increasing increments of 200mm)
 Intermediate heights are available



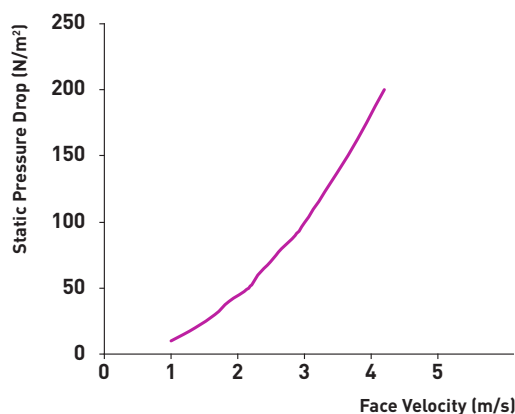
Acoustic Performance

Octave Band Centre Frequency (Hz)	63	125	250	500	1k	2k	4k	8k
Transmission Loss (dB)	6	7	10	12	18	18	14	13
Acoustic Rating	R _w 17dB / D _{new} 23dB							



Aerodynamic Performance

Static Pressure Drop (N/m ²)	10	20	30	40	50	60	70	80	90	100
Face Velocity (m/s)	0.94	1.31	1.61	1.83	2.13	2.27	2.46	2.63	2.84	2.99
Nominal Free Area	45%* * Average over louvre depth									
Cd	0.233									



Acoustic Louvred Doors

- Single and double doors are available in the SL-300 louvre range
- See page 24 for further details